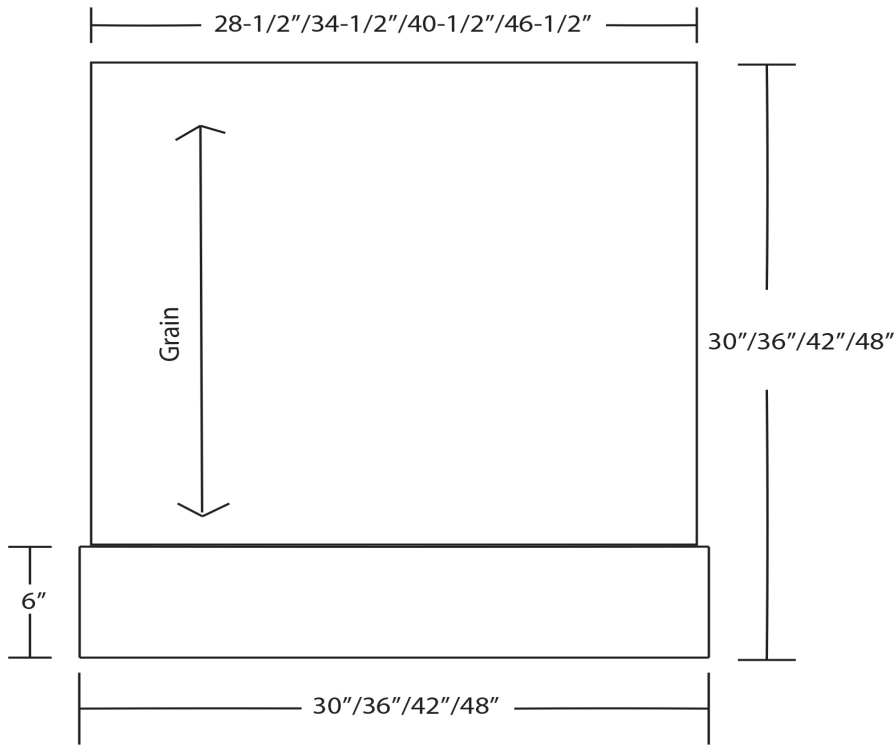


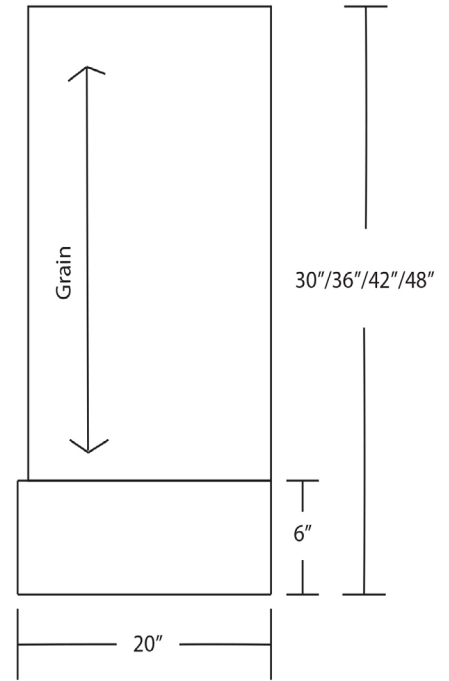
Detachable 2 Piece Box Range Hood



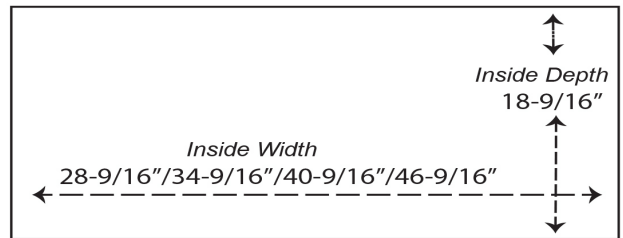
Front View



Side View



Item #	Dimensions (h) x (w) x (d)	Liner	Liner
SY-WBXHDBS-30	6" X 30" X 20"	SY-HLB-30	SY-HLZ-30
SY-WBXHDBS-36	6" X 36" X 20"	SY-HLB-36	SY-HLZ-36
SY-WBXHDBS-42	6" X 42" X 20"	SY-HLB-42	SY-HLZ-42
SY-WBXHDBS-48	6" X 48" X 20"	SY-HLB-48	SY-HLZ-48



- Hardwood Lumber and Plywood Construction
- 1/2" Rear Plywood Stretchers for wall mounting
- Accepts SY-HLB series Powder Coated or Stainless Steel Liners (*sold separately*)
- Select from 300, 400 and 600 CFM Broan Ventilation power packs (*sold separately*) or
- Ascension 350SL, 350SS, 500SS and 620SS CFM Ventilation power packs (*sold separately*) or
- 30" and 36" models accept Ascension 900 CFM Professional Ventilators (*requires HLZ series liners*)
- 42" and 48" models accept Ascension 1200 CFM Professional Ventilators (*requires HLZ series liners*)
- Available in Alder, Cherry, Hickory, Maple, Red Oak, White Oak, and Paint Grade
- Tops and Bottoms Sold Separately (SEE PRICE LIST)
- Mix and Match Species
- Shiplap Top Option available
- Increased Depth option available

