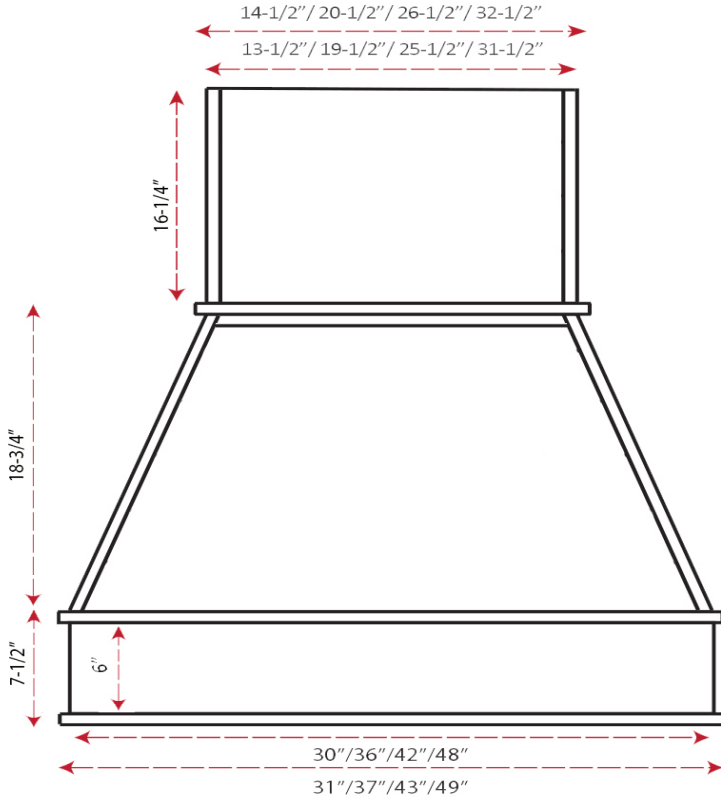


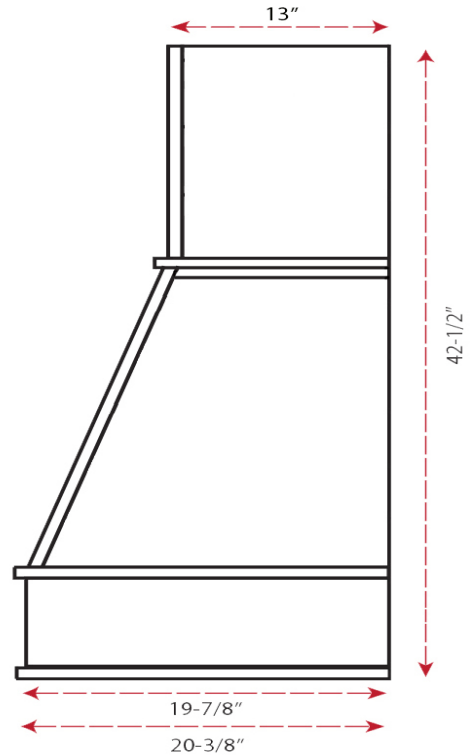
Transitional Chimney Range Hood



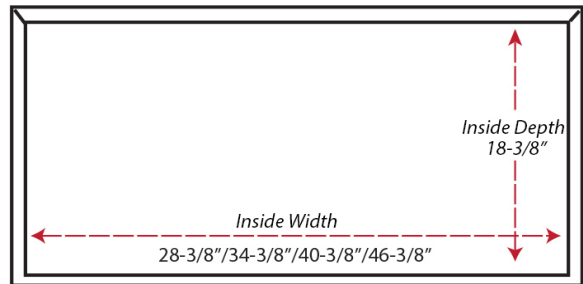
Front View



Side View



Item #	Dimensions (h) x (w) x (d)	Liner
SY-WCNOSL-30	42-1/2" X 31" X 20-3/8"	SY-HLB-30
SY-WCNOSL-36	42-1/2" X 37" X 20-3/8"	SY-HLB-36
SY-WCNOSL-42	42-1/2" X 43" X 20-3/8"	SY-HLB-42
SY-WCNOSL-48	42-1/2" X 49" X 20-3/8"	SY-HLB-48



- Solid Hardwood Lumber and Plywood Construction
- 1/2" Rear Plywood Stretchers for wall mounting
- Accepts SY-HLB series Powder Coated or Stainless Steel Liners *(sold separately)*
- Select from 300, 400 and 600 CFM Broan Ventilation power packs *(sold separately)* or
- Ascension 350SL, 350SS, and 500SS CFM Ventilation power packs *(sold separately)*
- Ascension 620SS Ventilation power pack *(36" and greater models only)*
- Available in Alder, Cherry, Hickory, Maple, Red Oak, and White Oak
- Includes standard Chimney Extension *(see drawing)*
- Removable Access Panel standard
- Optional 26-1/4" and 37-1/2" height Chimney Extensions available

